



Main

Range of Product	Modicon X80
Product or Component Type	Discrete output module
Product Specific Application	For severe environments
Discrete output number	16
Discrete output type	Solid state
Discrete output logic	Negative
Discrete output voltage	24 V 19...30 V DC
Discrete output current	0.5 A

Complementary

Current per channel	0.625 A
Maximum current per module	10 A
Maximum leakage current	0.5 mA at state 0
Maximum voltage drop	<1.2 V at state 1
Insulation resistance	> 10 MOhm 500 V DC
Power dissipation in W	2.26 W
Response time on output	1.2 ms
Paralleling of outputs	Yes : 3 maximum
Typical current consumption	79 mA 3.3 V DC
MTBF reliability	403804 H
Protection type	Reverse polarity protection External short-circuit protection Overload protection overvoltage protection
Output overload protection	With electronic circuit breaker $1.5 I_n < I_d < 2 I_n$ With current limiter
Output overvoltage protection	With transil diode
Output short-circuit protection	With 2 A external fuse
Reverse polarity protection	Reverse mounted diode
Voltage detection threshold	< 14 V DC preactuator fault > 18 V DC preactuator at state 0

Maximum tungsten load	6 W
Switching frequency	0.5/LI ² Hz
Load impedance ohmic	>= 48 Ohm
Status LED	Module operating (RUN) 1 LED Green) Channel diagnostic 1 LED per channel Green) Module error (ERR) 1 LED Red) Module I/O 1 LED Red)
Net Weight	0.26 Lb(US) (0.12 kg)

Environment

IP Degree of Protection	IP20
Directives	2014/35/EU - low voltage directive 2014/30/EU - electromagnetic compatibility
Environmental characteristic	Gas resistant class Gx Gas resistant class 3C4 Dust resistant class 3S4 Sand resistant class 3S4 Salt resistant level 2 Mold growth resistant class 3B2 Fungal spore resistant class 3B2
Dielectric strength	1500 V AC 50/60 Hz 1 minute, output/ground 1500 V AC 50/60 Hz 1 minute, output/internal logic
Vibration resistance	3 gn
Shock resistance	30 gn
Ambient Air Temperature for Storage	-40...185 °F (-40...85 °C)
Ambient air temperature for operation	-13...158 °F (-25...70 °C)
Relative humidity	5...95 % 131 °F (55 °C) without condensation
Protective treatment	Conformal coating
Operating altitude	0...6561.68 ft (0...2000 m) 2000...5000 m with derating factor

Ordering and shipping details

Category	18160 - MODICON M340
Discount Schedule	PC34
GTIN	3595864027401
Nbr. of units in pkg.	1
Package weight(Lbs)	5.61 Oz (159 g)
Returnability	No
Country of origin	FR

Packing Units

Unit Type of Package 1	PCE
Package 1 Height	2.17 In (5.5 cm)
Package 1 width	4.33 In (11 cm)
Package 1 Length	4.92 In (12.5 cm)
Unit Type of Package 2	S02
Number of Units in Package 2	15
Package 2 Weight	5.26 Lb(US) (2.385 kg)
Package 2 Height	5.91 In (15 cm)
Package 2 width	11.81 In (30 cm)
Package 2 Length	15.75 In (40 cm)

Offer Sustainability

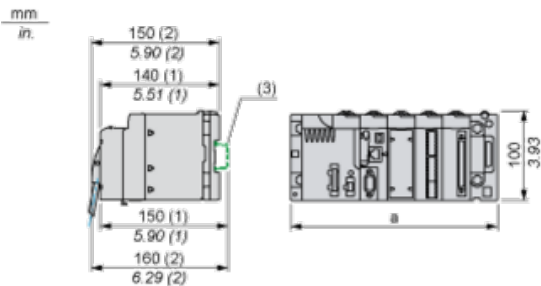
Sustainable offer status	Green Premium product
California proposition 65	WARNING: This product can expose you to chemicals including: Lead and lead compounds, which is known to the State of California to cause cancer and birth defects or other reproductive harm. For more information go to www.P65Warnings.ca.gov
REACH Regulation	REACH Declaration
REACH free of SVHC	Yes
EU RoHS Directive	Pro-active compliance (Product out of EU RoHS legal scope) EU RoHS Declaration
Mercury free	Yes
RoHS exemption information	Yes
China RoHS Regulation	China RoHS Declaration
Environmental Disclosure	Product Environmental Profile
Circularity Profile	End Of Life Information
WEEE	The product must be disposed on European Union markets following specific waste collection and never end up in rubbish bins.

Contractual warranty

Warranty	18 months
----------	-----------

Modules Mounted on Racks

Dimensions

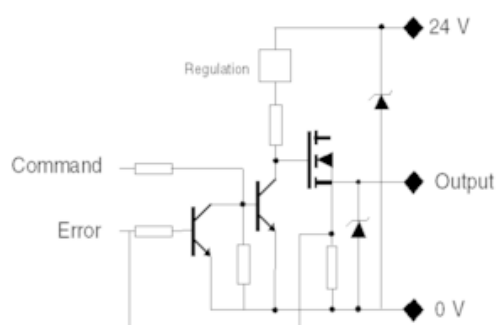


- (1) With removable terminal block (cage, screw or spring).
- (2) With FCN connector.
- (3) On AM1 ED rail: 35 mm wide, 15 mm deep. Only possible with BMXXBP0400/0400H/0600/0600H/0800/0800H rack.

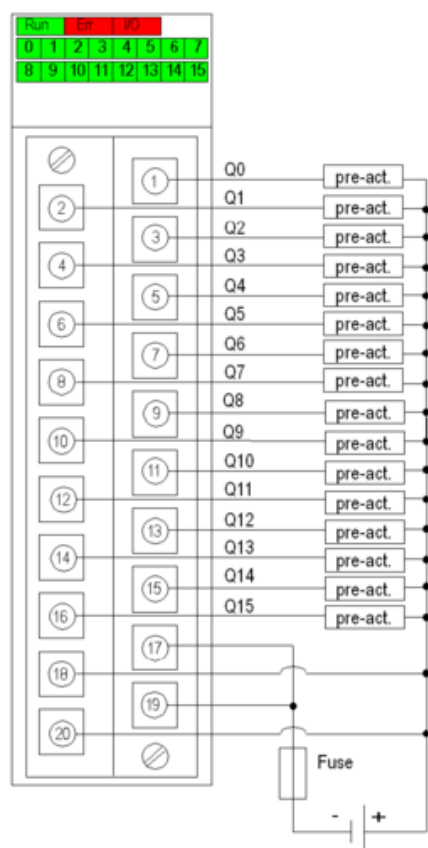
Rack references	a in mm	a in in.
BMXXBP0400 and BMXXBP0400H	242.4	09.54
BMXXBP0600 and BMXXBP0600H	307.6	12.11
BMXXBP0800 and BMXXBP0800H	372.8	14.68
BMXXBP1200 and BMXXBP1200H	503.2	19.81

Connecting the Module

Output Circuit Diagram



Module Connection



power supply 24 VDC

fuse fast blow fuse of 6.3 A

pre-act pre-actuator

Product Life Status : **Commercialised**